

CUCKOO
R – Model
Air Purifier



Why You Need An Air Purifier?

5 WHYS YOU NEED AN AIR PURIFIER

1. You Cant Stop Sneezing

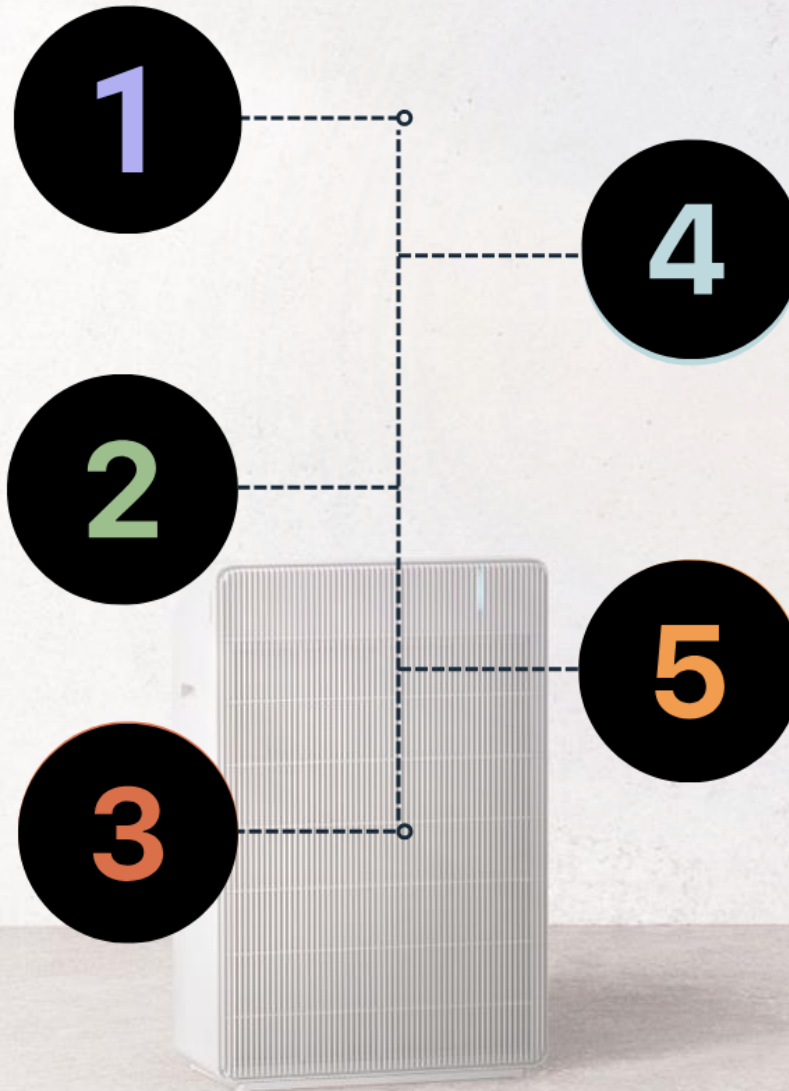
If you are continually sneezing, then you may have an accumulation of dust pollen, pet dander and other particles in your home. An air purifier has a small mesh size that will filter out these particles.

2. Your Air Is Stuffy

If your home doesn't feel like it has fresh air, then that means that you are not able to clean out the stale air in your home. An air purification system can clean the air and give you continuous fresh air.

3. You Have Dust Mites

With an air purifier, you may be able to reduce the overall amount of dust and dust mites under your bed, behind your sofa and other hidden places around your home. This will reduce your cleaning time and improve your overall air quality.



4. You Snore Loudly

Pollen and dander will cause your airways to be more congested. This will lead to more snoring at night. With a HEPA air purifier, you will be able to enjoy cleaner air while you sleep.

5. Sick Family Members

If you have a family member that is always sick, it could be due to unhealthy particles in the air. An air purifier can reduce air particles and alleviate systems of respiratory-related illnesses.

Product Information

Product View

Color: Noble White



Front View



Side View



Top View



Top View

Product Name	CUCKOO R - MODEL	
Rated Voltage	Single Phase AC 220-240V / 50 Hz	
Noise Level	56 db	
Coverage Area	53 m ² / 570 Sqft	
CADR	414 m ³ / 243 cfm	
Power Consumption	50W	
Weight (Size)	6.7 kg	
Dimension (mm)	384(W) X 208(D) X 576(H)mm	
Filtration Stages	3 Filtration Stages	
Filter	Pre-Filter	Deodorization Filter
	True HEPA H13 Filter	
Features	1) Dust Sensor	4) Timer
	2) Energy Eye	5) Buzzer Function
	3) Air Quality Indicator	6) Various Modes



Unique Selling Point

1

**Aesthetic
Design**

2

**True HEPA
H13 Filter**


3

**Surface
Area**

4

**Energy
Saving**

R - Model




Design Excellence

Designed and manufactured in South Korea:
chosen for the prestigious Red Dot Design Award



reddot



1

**Aesthetic
Design**

2

True HEPA H13 Filter

Eliminates 99.99% harmful particles

Pre-Filter

Catches large contaminants such as dust and hair while lengthening the lifespan of the other two filters

Cleaning 2 weeks Once

Deodorization Filter


Helps filter unpleasant odor and harmful gases. Great for removing odors that occur from food, cigarettes, animal fur, Nitrogen Dioxide causing sources and bathrooms.

Replaced every 4 months

H13 True HEPA Filter

Removes airborne mites, pollen, allergens, and pet dander as small as 0.3 microns

Replaced every 12 months



3
Wide
Surface
Area



Wide Filter Surface Coverage Area
Small yet powerful





4

**Energy
Saving**

Automatically turn off the LED air
quality when detect darkness

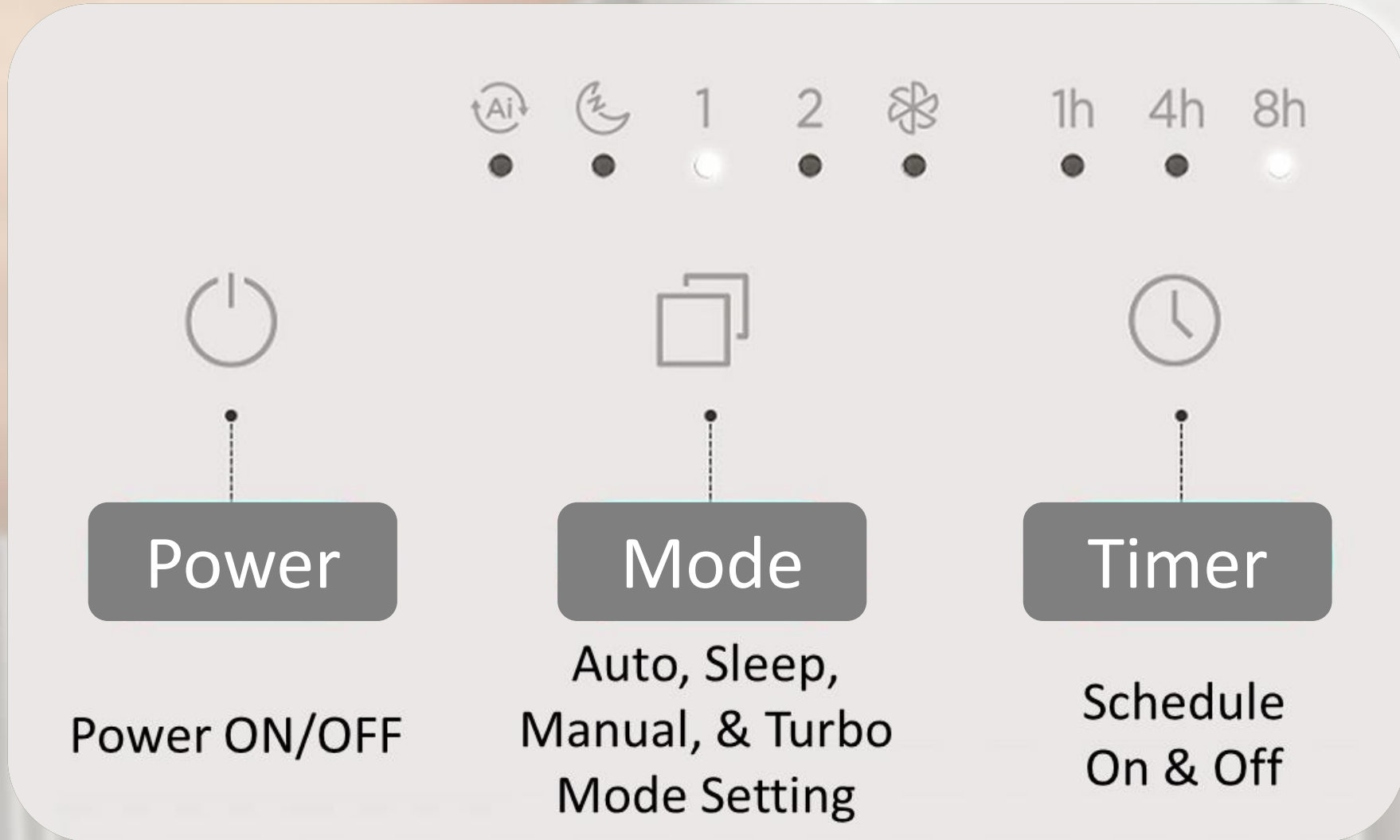
Shhh, can you spot our R-Model Air Purifier?

Features

1 8 Level Air Quality Level Display



2 User Friendly Easy to Use Controls



3 Operating Modes

Auto Mode *Automatically adjusts the fan speed according to the surrounding environment*

1. Press the “**Power**” button in Standby Mode to enter.
- *AUTO Mode for initial entry if no previous operation history.*

1

Sleep Mode *Minimize air volume & display.*

1. Press “**Mode**” button once when in Auto Mode to enter.
- *LED air quality indicator is automatically turned off*

2

Manual Mode *Selectable fan speed*

1. Press “**Mode**” button 2 times when in Auto Mode to enter.
2. Press “**Mode**” to set desirable fan speed (1, 2)

3

3 Operating Modes

Turbo Mode *Purification with maximum performance*

1. Press “**Mode**” button 4 times when in Auto Mode to enter.

4

Timer Mode *Save energy by detecting indoor lighting*

1. Press “**Time**” to set desirable duration(1 hour,4 hours & 8 hours)
- After operating for the scheduled duration, it will stop automatically

5

Energy Saving Mode *Save energy by detecting indoor lighting*

1. LED air quality indicator will turn off when detect darkness.
- Take about 1 minute for indicator to turn off

6

4 Setting Modes

Button Sound ON/OFF Setting

1. Insert the power plug and enter Standby Mode.
- If product is in operation, press "**Power**" to stop operation
2. Press and hold the "**Mode**" button for 3 seconds or more to set the button sound ON/OFF.
- (Mute for OFF. Melody plays for ON)

1

Schedule-ON Setting

1. Insert the power plug and enter Standby Mode.
- If product is in operation, press "**Power**" to stop operation
2. Press the "**Timer**" to set the scheduled time as per below.
- (1 hour → 4 hours → 8 hours → Cancel Schedule → 1 hour)
3. The unit will operate automatically after the scheduled time.

2

Why R Model?

CADR



MAINTENANCE





WHY CHOOSE R MODEL?

NOISE LEVEL



CERTIFICATE



CADR

CLEAN AIR DELIVERY RATE

CADR FOR R MODEL - 243 CFM



Bedrooms

39 - 142



Bathrooms

28 - 189



Living Hall


124 - 284



Kitchen

177 - 473

*CADR IS CALCULATED IN CFM



MAINTENANCE COST



Filter Price

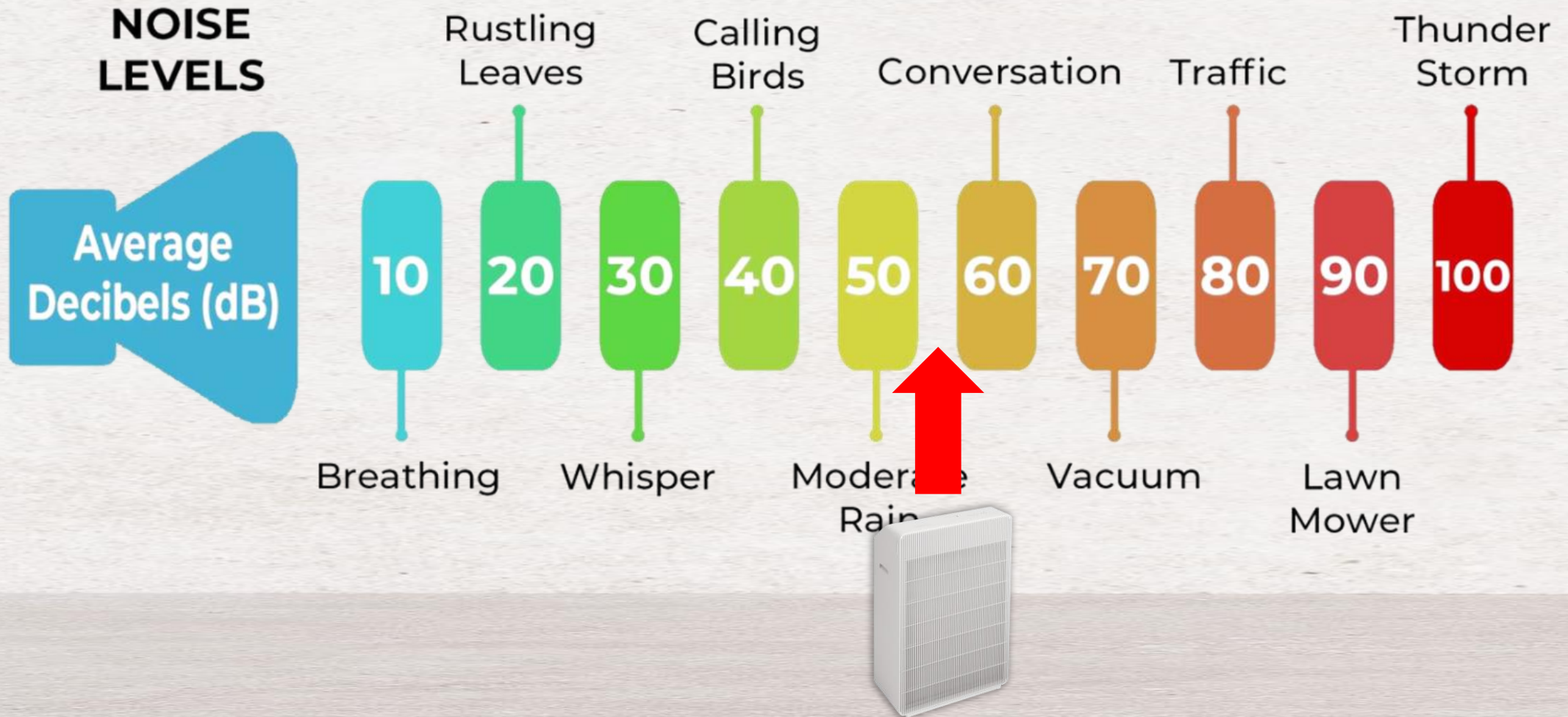
Parts Price

Labour Charge


Product Check
Charges

NOISE LEVEL

Should be below 65 dB, to reduce disruption of your sleep!



CERTIFICATION



THANK YOU